

M730D2 - February 28, 2019

Item # M730D2 was discontinued on February 28, 2019. For informational purposes, this is a copy of the website content at that time and is valid only for the stated product.

LEDs ON METAL-CORE PCBs

- ▶ UV, Visible, and IR Models Available
- ▶ LED Mounted on Metal-Core Printed Circuit Board
- ▶ Ideal for OEM Applications



M340D3
340 nm LED, Power
Output ≥ 53 mW



M1300D2
1300 nm LED, Power
Output ≥ 25 mW



M565D2
565 nm LED, Power
Output ≥ 880 mW

OVERVIEW

Features

- Nominal Wavelengths Ranging from 265 nm to 1650 nm
- White, Dual-Peak, and Broadband LEDs Also Available
- Minimum Outputs Ranging from 10 mW to 2350 mW
- LED Mounted on Metal-Core Printed Circuit Board for Excellent Heat Management
- Long Lifetimes (See Specs Tab for Details)

Thorlabs' LEDs on Metal-Core Printed Circuit Boards (MCPCBs) are designed to provide high-power output in a compact package. Each LED package consists of a single LED that has been soldered to an MCPCB. These LEDs are ideal for OEM or custom applications; they should not be used for household illumination.

Thorlabs uses high-thermal-conductivity MCPCB materials. The MCPCB is designed to provide good thermal management. However, the LED must still be mounted onto an appropriate heat sink using thermal paste to ensure proper operation and to maximize operating lifetime. Mounting holes are provided on the MCPCB surface for attaching the LED to a heat sink; the Ø2 mm through holes are compatible with #1 (M2) screws (not included).

The spectrum of each LED and associated data file can be viewed by clicking on the links in the table to the right. Multiple windows can be opened simultaneously in order to compare LEDs.

Thorlabs also offers mounted LEDs with an integrated heat sink, as well as collimated mounted LEDs, which are compatible with microscopes from major manufacturers. For fiber applications, we also offer fiber-coupled LEDs. For questions on choosing an appropriate LED and to discuss mounting requirements, please contact Tech Support.

Optimized Thermal Management

These LEDs possess good thermal stability properties; hence, degradation of the optical output power due to increased LED temperature is not an

Item #	Color (Click for Spectrum) ^a	Nominal Wavelength ^{a,b}	Minimum LED Power Output ^a
M265D2 ^c	Deep UV	265 nm	10 mW
M275D2 ^c	Deep UV	275 nm	45 mW
M285D3 ^c	Deep UV	285 nm	50 mW
M300D3 ^c	Deep UV	300 nm	26 mW
M340D3 ^c	Deep UV	340 nm	53 mW
M365D1 ^c	UV	365 nm	190 mW
M365D2 ^c	UV	365 nm	1150 mW
M375D4 ^c	UV	375 nm	1270 mW
M385D1 ^c	UV	385 nm	270 mW
M385D2 ^c	UV	385 nm	1650 mW
M395D3 ^c	UV	395 nm	400 mW
M405D2 ^c	UV	405 nm	1500 mW
M415D2 ^c	Violet	415 nm	1640 mW
M430D2 ^c	Violet	430 nm	490 mW
M450D3	Royal Blue	450 nm	1850 mW
M455D2	Royal Blue	455 nm	900 mW
M455D3	Royal Blue	455 nm	1150 mW
M470D2	Blue	470 nm	650 mW
M490D3	Blue	490 nm	205 mW
M505D2	Cyan	505 nm	400 mW
M505D3	Cyan	505 nm	400 mW
M530D2	Green	530 nm	350 mW
M530D3	Green	530 nm	370 mW
MINTD3	Mint	554 nm	650 mW
M565D2 ^d	Lime	565 nm	880 mW
M590D2	Amber	590 nm	160 mW
M590D3	Amber	590 nm	230 mW
M595D2 ^d	Amber	595 nm	445 mW
M617D2	Orange	617 nm	600 mW
M617D3	Orange	617 nm	660 mW
M625D2	Red	625 nm	700 mW
M660D2	Deep Red	660 nm	940 mW
M680D2	Deep Red	680 nm	180 mW
M700D2	Deep Red	700 nm	80 mW

issue when the LED is properly mounted to a heat sink using thermal paste, thermal epoxy, or thermally conductive double-sided tape.

White Light, Dual-Peak, and Broadband LEDs

Our warm, neutral, and cold white LEDs feature broad spectra that span several hundred nanometers. The difference in appearance amongst these three LEDs can be described using the correlated color temperature, which indicates that the LEDs color appearance is similar to a black body radiator at that temperature. In general, warm white LEDs offer a spectrum similar to a tungsten source, while cold white LEDs have a stronger blue component to the spectrum; neutral white LEDs provide a more even illumination spectrum over the visible range than warm white or cold white LEDs. Cold white LEDs are more suited for fluorescence microscopy applications or cameras with white balancing, because of a higher intensity at most wavelengths compared to warm white LEDs. Neutral white LEDs are ideal for horticultural applications.

For horticultural applications requiring illumination in both red and blue portions of the spectrum, Thorlabs offers the MPRP1D2. This purple LED features dual peaks at 455 nm and 640 nm, respectively, to stimulate photosynthesis (see graph to compare the absorption peaks of photosynthesis pigments with the LED spectrum). The LED was designed to maintain the red/blue ratio of the emission spectrum over its lifetime to provide high uniformity of plant growth.

The MBB1D1 broadband LED has been designed to have relatively flat spectral emission over a wide wavelength range. Its FWHM bandwidth ranges from 500 nm to 780 nm, while the 10 dB bandwidth ranges between 470 nm and 850 nm. To view a plot of the spectrum of this broadband source, please see the table to the right.

Soldering

These LEDs have been soldered to a metal core with low thermal resistance. While this feature allows for good thermal management, it can also prevent the metal pads from reaching the appropriate temperature for soldering when the package is connected to a heat sink. To properly solder wires to the pads, first make sure that the metal core is not in contact with a heat sink or a metal surface. We recommend using a small vise or similar device to hold the MCPCB during the soldering process and wires with a minimum gauge of 24 AWG (0.25 mm²).

To solder wires to the MCPCB, first hold the copper bit of the soldering iron on one of the pads for approximately 30 seconds using a soldering temperature of about 350 °C. The soldering iron will heat the entire metal-core PCB, so do not touch the LED package until it has cooled down after the soldering process. Test the temperature by touching tin solder to the pad: the solder will melt and flow evenly over the entire pad at the correct temperature. Coat the other pads with tin solder. Now, solder the wires to the pads. Use tweezers or pliers to remove the MCPCB from the vise and place it on a heat sink or metal surface. The metal-core PCB will cool down in several seconds and is now ready for your application.

For convenient connection of the LEDs to the drivers listed on the *LED Drivers* tab, please order the optional CAB-LEDD1 LED connection cable below.

Driver Options and Pin Assignments

Thorlabs offers four drivers: LEDD1B, DC2200, DC4100, and DC4104 (the latter two require the DC4100-HUB). See the *LED Drivers* tab for compatibility information and a list of specifications. The LEDD1B is capable of providing LED modulation frequencies up to 5 kHz, while DC4100, and DC4104 can modulate the LED at a rate up to 100 kHz. The DC2200 can provide modulation at up to 250 kHz if driven by an external source. Please note that MCPCB LEDs are not compatible with the EEPROM feature of the DC2200, DC4100, and DC4104, which automatically adjusts for the current limits of our mounted LEDs. Therefore, care must be taken not to exceed the current limits of the LEDs offered on this page.

To connect the PCB to a controller, please note that the soldering pad labeled "+" is the Anode (+V), and the pad labeled "-" is the Cathode. The other two pads ("IO" and "GND") do not need to be connected and are reserved for future use. The soldering pads on different items may be in different locations, but the labels are the same.

M730D2	Far Red	730 nm	515 mW
M780D2	IR	780 nm	200 mW
M780D3	IR	780 nm	800 mW
M810D2	IR	810 nm	325 mW
M850D2	IR	850 nm	900 mW
M850D3	IR	850 nm	1400 mW
M880D2	IR	880 nm	300 mW
M940D2	IR	940 nm	800 mW
M970D3	IR	970 nm	600 mW
M1050D1	IR	1050 nm	50 mW
M1050D3	IR	1050 nm	160 mW
M1200D2	IR	1200 nm	30 mW
M1300D2	IR	1300 nm	25 mW
M1450D2	IR	1450 nm	31 mW
M1550D2	IR	1550 nm	31 mW
M1650D2	IR	1650 nm	13 mW
MPRP1D2 ^d	Purple	455 nm (12.5% ^e) / 640 nm	275 mW
MBB1D1 ^f	Broadband	470 - 850 nm ^g	70 mW
MWWHD3 ^d	Warm White	3000 K ^h	2000 mW
MNWHHD2 ^d	Neutral White	4900 K ^h	740 mW
MCWHD2 ^d	Cold White	6500 K ^h	800 mW
MCWHD3 ^e	Cold White	6500 K ^h	2350 mW

- Due to variations in the manufacturing process and operating parameters such as temperature and current, the actual spectral output of any given LED will vary. These values were measured with the back side of the PCB at 25 °C. Output plots and nominal wavelength specs are only intended to be used as a guideline.
- For LEDs in the visible spectrum, the nominal wavelength indicates the wavelength at which the LED appears brightest to the human eye. The nominal wavelength for visible LEDs may not correspond to the peak wavelength as measured by a spectrograph.
- Our 265 nm to 430 nm LEDs radiate intense UV light during operation. Precautions must be taken to prevent looking directly at the UV light and UV light protective glasses must be worn to avoid eye damage. Exposure of the skin and other body parts to the UV light should be avoided.
- These LEDs are phosphor-converted and may not turn off completely when modulated above 10 kHz at duty cycles below 50%.
- Percentage of LED intensity that emits in the blue portion of the spectrum, from 400 nm to 525 nm. See spectrum graph for details.
- The MBB1D1 LED may not turn off completely when modulated at frequencies above 1 kHz with a duty cycle of 50%, as the broadband emission is produced by optically stimulating emission from phosphor. For modulation at frequencies above 1 kHz, the duty cycle may be reduced. For example, 10 kHz modulation is attainable with a duty cycle of 5%.
- 10 dB Bandwidth
- Correlated Color Temperature

S P E C S

Item #	Color (Click for Spectrum and Data) ^a	Nominal Wavelength ^{a,b}	LED Output Power ^a		Maximum Current (CW)	Forward Voltage	Bandwidth (FWHM)	Irradiance (Typical) ^c	Electrical Power	Typical Lifetime	Viewing Angle (Full Angle at Half Max)	Emitter Size	MCPCB Thickness
			Minimum	Typical									
M265D2 ^d	Deep UV	265 nm	10 mW	12 mW	350 mA	6.8 V	11 nm	-	2.380 W	>1 000 h	130°	1 mm x 1 mm	2.5 mm
M275D2 ^d	Deep UV	275 nm	45 mW	80 mW	700 mA	7.3 V	11 nm	0.8 μW/mm ²	5.100 W	>1 000 h	118°	2 mm x 2 mm	1.6 mm
M285D3 ^d	Deep UV	285 nm	50 mW	70 mW	500 mA	5.9 V	13 nm	0.7 μW/mm ²	2.950 W	>10 000 h	120°	1 mm x 1 mm	1.6 mm

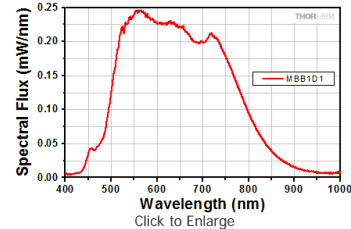
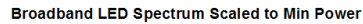
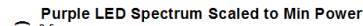
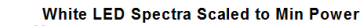
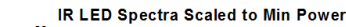
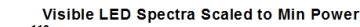
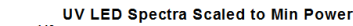
M300D3 ^d	Deep UV	300 nm	26 mW	32 mW	350 mA	8.0 V	20 nm	0.3 µW/mm ²	2.800 W	>10 000 h	130°	1 mm x 1 mm	1.6 mm
M340D3 ^d	Deep UV	340 nm	53 mW	60 mW	700 mA	4.6 V	11 nm	2.22 µW/mm ²	3.220 W	>3 000 h	110°	1 mm x 1 mm	2.4 mm
M365D1 ^d	UV	365 nm	190 mW	360 mW	700 mA	4.4 V	7.5 nm	8.9 µW/mm ²	3.080 W	>10 000 h	120°	1 mm x 1 mm	1.6 mm
M365D2 ^d	UV	365 nm	1150 mW	1400 mW	1700 mA	4.0 V	9 nm	17.6 µW/mm ²	6.800 W	>10 000 h	120°	1.4 mm x 1.4 mm	2.4 mm
M375D4 ^d	UV	375 nm	1270 mW	1540 mW	1400 mA	3.6 V	9 nm	19.2 µW/mm ²	4.760 W	>10 000 h	130°	1 mm x 1 mm	2.4 mm
M385D1 ^d	UV	385 nm	270 mW	430 mW	700 mA	4.3 V	10 nm	11.8 µW/mm ²	3.010 W	>10 000 h	120°	1 mm x 1 mm	1.6 mm
M385D2 ^d	UV	385 nm	1650 mW	1830 mW	1700 mA	3.9 V	12 nm	23.3 µW/mm ²	6.630 W	>10 000 h	120°	1.4 mm x 1.4 mm	2.4 mm
M395D3 ^d	UV	395 nm	400 mW	535 mW	500 mA	4.5 V	16 nm	6.7 µW/mm ²	2.250 W	>10 000 h	126°	1 mm x 1 mm	2.4 mm
M405D2 ^d	UV	405 nm	1500 mW	1700 mW	1400 mA	3.45 V	12 nm	24.6 µW/mm ²	4.830 W	>10 000 h	120°	1.4 mm x 1.4 mm	2.5 mm
M415D2 ^d	Violet	415 nm	1640 mW	1940 mW	2000 mA	3.15 V	14 nm	19.5 µW/mm ²	6.300 W	>10 000 h	138°	1.4 mm x 1.4 mm	2.4 mm
M430D2 ^d	Violet	430 nm	490 mW	600 mW	500 mA	3.8 V	15 nm	35.3 µW/mm ²	1.900 W	>10 000 h	22°	1 mm x 1 mm	2.4 mm
M450D3	Royal Blue	450 nm	1850 mW	2100 mW	2000 mA	3.5 V	18 nm	35.6 µW/mm ²	7.000 W	1 000 h	120°	1.5 mm x 1.5 mm	1.6 mm
M455D2	Royal Blue	455 nm	900 mW	1020 mW	1000 mA	3.2 V	18 nm	31.2 µW/mm ²	3.200 W	100 000 h	80°	1 mm x 1 mm	1.6 mm
M455D3	Royal Blue	455 nm	1150 mW	1445 mW	1000 mA	3.25 V	18 nm	32 µW/mm ²	3.250 W	>100 000 h	80°	1 mm x 1 mm	1.6 mm
M470D2	Blue	470 nm	650 mW	710 mW	1000 mA	3.2 V	25 nm	21.9 µW/mm ²	3.200 W	100 000 h	80°	1 mm x 1 mm	1.6 mm
M490D3	Blue	490 nm	205 mW	240 mW	350 mA	3.8 V	26 nm	2.5 µW/mm ²	1.330 W	>10 000 h	128°	1 mm x 1 mm	2.4 mm
M505D2	Cyan	505 nm	400 mW	440 mW	1000 mA	3.3 V	30 nm	11.1 µW/mm ²	3.300 W	100 000 h	80°	1 mm x 1 mm	1.6 mm
M505D3	Cyan	505 nm	400 mW	520 mW	1000 mA	3.5 V	37 nm	5.94 µW/mm ²	3.500 W	>100 000 h	130°	1 mm x 1 mm	1.6 mm
M530D2	Green	530 nm	350 mW	370 mW	1000 mA	3.2 V	33 nm	9.5 µW/mm ²	3.200 W	100 000 h	80°	1 mm x 1 mm	1.6 mm
M530D3	Green	530 nm	370 mW	480 mW	1000 mA	3.6 V	35 nm	9.46 µW/mm ²	3.600 W	>100 000 h	80°	1 mm x 1 mm	1.6 mm
MINTD3	Mint	554 nm	650 mW	815 mW	1225 mA	3.5 V	-	12.4 µW/mm ²	4.300 W	>10 000 h	120°	1 mm x 1 mm	2.4 mm
M565D2 ^e	Lime	565 nm	880 mW	979 mW	1000 mA	3.1 V	104 nm	11.7 µW/mm ²	3.100 W	50 000 h	125°	1 mm x 1 mm	1.6 mm
M590D2	Amber	590 nm	160 mW	170 mW	1000 mA	2.2 V	18 nm	5.3 µW/mm ²	2.200 W	100 000 h	80°	1 mm x 1 mm	1.6 mm
M590D3	Amber	590 nm	230 mW	300 mW	1000 mA	2.5 V	15 nm	6.0 µW/mm ²	2.500 W	>100 000 h	80°	1 mm x 1 mm	1.6 mm
M595D2 ^e	Amber	595 nm	445 mW	502 mW	700 mA	3.05 V	80 nm	6.9 µW/mm ²	2.135 W	50 000 h	125°	1 mm x 1 mm	1.6 mm
M617D2	Orange	617 nm	600 mW	650 mW	1000 mA	2.2 V	18 nm	15.7 µW/mm ²	2.200 W	100 000 h	80°	1 mm x 1 mm	1.6 mm
M617D3	Orange	617 nm	660 mW	860 mW	1000 mA	2.6 V	16 nm	19.86 µW/mm ²	2.600 W	>100 000 h	80°	1 mm x 1 mm	1.6 mm
M625D2	Red	625 nm	700 mW	770 mW	1000 mA	2.2 V	18 nm	18.0 µW/mm ²	2.200 W	100 000 h	80°	1 mm x 1 mm	1.6 mm
M660D2	Deep Red	660 nm	940 mW	1050 mW	1200 mA	2.6 V	20 nm	20.88 µW/mm ²	3.120 W	>10 000 h	120°	1.5 mm x 1.5 mm	1.6 mm
M680D2	Deep Red	680 nm	180 mW	210 mW	600 mA	2.5 V	22 nm	14.5 µW/mm ²	1.500 W	>10 000 h	18°	1 mm x 1 mm	2.4 mm
M700D2	Deep Red	700 nm	80 mW	125 mW	500 mA	2.7 V	20 nm	1.0 µW/mm ²	1.350 W	>10 000 h	128°	1 mm x 1 mm	2.4 mm
M730D2	Far Red	730 nm	515 mW	595 mW	1000 mA	2.3 V	37 nm	13.2 µW/mm ²	2.300 W	>10 000 h	80°	1 mm x 1 mm	1.6 mm
M780D2	IR	780 nm	200 mW	300 mW	800 mA	2.0 V	28 nm	47.3 µW/mm ²	1.600 W	>10 000 h	20°	1 mm x 1 mm	2.4 mm
M780D3	IR	780 nm	800 mW	950 mW	800 mA	7.8 V	30 nm	13.3 µW/mm ²	6.240 W	>10 000 h	120°	Ø3 mm (3 Emitters)	1.6 mm
M810D2	IR	810 nm	325 mW	375 mW	500 mA	3.6 V	25 nm	61.8 µW/mm ²	1.800 W	>10 000 h	20°	1 mm x 1 mm	1.6 mm
M850D2	IR	850 nm	900 mW	1100 mW	1200 mA	2.95 V	30 nm	22.9 µW/mm ²	3.540 W	100 000 h	90°	1 mm x 1 mm	1.6 mm
M850D3	IR	850 nm	1400 mW	1600 mW	1500 mA	3.85 V	30 nm	19.4 µW/mm ²	5.770 W	>10 000 h	150°	1 mm x 1 mm	1.6 mm
M880D2	IR	880 nm	300 mW	350 mW	1000 mA	1.7 V	50 nm	5.6 µW/mm ²	1.700 W	>10 000 h	128°	1 mm x 1 mm	2.4 mm
M940D2	IR	940 nm	800 mW	1000 mW	1000 mA	2.75 V	37 nm	19.1 µW/mm ²	2.750 W	100 000 h	90°	1 mm x 1 mm	1.6 mm
M970D3	IR	970 nm	600 mW	720 mW	1000 mA	1.9 V	60 nm	7.4 µW/mm ²	1.900 W	>10 000 h	130°	1 mm x 1 mm	2.4 mm
Item #	Color (Click for Spectrum and Data) ^a	Nominal Wavelength ^{a,b}	LED Output Power ^a		Maximum Current (CW)	Forward Voltage	Bandwidth (FWHM)	Irradiance (Typical) ^c	Electrical Power	Typical Lifetime	Viewing Angle (Full Angle at Half Max)	Emitter Size	MCPCB Thickness
			Minimum	Typical									
M1050D1	IR	1050 nm	50 mW	70 mW	700 mA	1.5 V	60 nm	1.9 µW/mm ²	1.050 W	>10 000 h	120°	1 mm x 1 mm	2.4 mm
M1050D3	IR	1050 nm	160 mW	210 mW	600 mA	1.4 V	37 nm	3.7 µW/mm ²	840 mW	>10 000 h	128°	1 mm x 1 mm	2.4 mm
M1200D2	IR	1200 nm	30 mW	35 mW	700 mA	1.4 V	80 nm	0.7 µW/mm ²	0.980 W	>10 000 h	134°	1 mm x 1 mm	2.4 mm
M1300D2	IR	1300 nm	25 mW	30 mW	500 mA	1.4 V	80 nm	0.6 µW/mm ²	0.700 W	>10 000 h	134°	1 mm x 1 mm	2.4 mm
M1450D2	IR	1450 nm	31 mW	36 mW	700 mA	1.15 V	80 nm	0.4 µW/mm ²	0.805 W	>10 000 h	136°	1 mm x 1 mm	2.4 mm
M1550D2	IR	1550 nm	31 mW	36 mW	1000 mA	1.35 V	102 nm	0.5 µW/mm ²	1.485 W	>10 000 h	136°	1 mm x 1 mm	2.4 mm
M1650D2	IR	1650 nm	13 mW	16 mW	600 mA	1.1 V	120 nm	1.2 µW/mm ²	660 mW	>10 000 h	20°	1 mm x 1 mm	2.4 mm
MPRP1D2 ^e	Purple	455 nm (12.5% ^f) / 640 nm	275 mW	325 mW	300 mA	3.1 V	N/A	3.7 µW/mm ²	930 mW	>10 000 h	115°	1 mm x 2 mm	1.6 mm
MBB1D1 ^g	Broadband	470 - 850 nm ^h	70 mW	80 mW	500 mA	3.6 V	280 nm	12.5 µW/mm ²	1.800 W	>10 000 h	120°	1 mm x 1 mm	1.6 mm
MWVHD3 ^e	Warm White	3000 K ⁱ	2000 mW	2300 mW	700 mA	11.7 V	N/A	37.0 µW/mm ²	8.200 W	>100 000 h	125°	3.5 mm x 3.5 mm	1.6 mm
MNVHD2 ^e	Neutral White	4900 K ⁱ	740 mW	880 mW	1225 mA	2.9 V	N/A	7.7 µW/mm ²	3.553 W	>10 000 h	150°	1 mm x 1 mm	2.4 mm
MCVHD2 ^e	Cold White	6500 K ⁱ	800 mW	840 mW	1000 mA	3.2 V	N/A	24.8 µW/mm ²	3.200 W	100 000 h	80°	1 mm x 1 mm	1.6 mm
MCVHD3 ^e	Cold White	6500 K ⁱ	2350 mW	2700 mW	700 mA	11.7 V	N/A	41.3 µW/mm ²	8.200 W	>100 000 h	125°	3.5 mm x 3.5 mm	1.6 mm

- ^aDue to variations in the manufacturing process and operating parameters such as temperature and current, the actual spectral output of any given LED will vary. These values were measured with the back side of the PCB at 25 °C at the maximum current. Output plots and center wavelength specs are only intended to be used as a guideline.
- ^bFor LEDs in the visible spectrum, the nominal wavelength indicates the wavelength at which the LED appears brightest to the human eye. The nominal

- ~~8A~~ Irradiance is measured at a distance of 200 mm from the LED.
- ~~8B~~ Our 265 nm to 430 nm LEDs radiate intense UV light during operation. Precautions must be taken to prevent looking directly at the UV light and UV light protective glasses must be worn to avoid eye damage. Exposure of the skin and other body parts to the UV light should be avoided.
- ~~9A~~ These LEDs are phosphor-converted and may not turn off completely when modulated above 10 kHz at duty cycles below 50%.
- ~~9B~~ Percentage of LED intensity that emits in the blue portion of the spectrum, from 400 nm to 525 nm. See spectrum graph for details.
- ~~9C~~ The MBB1D1 LED may not turn off completely when modulated at frequencies above 1 kHz with a duty cycle of 50%, as the broadband emission is produced by optically stimulating emission from phosphor. For modulation at frequencies above 1 kHz, the duty cycle may be reduced. For example, 10 kHz modulation is attainable with a duty cycle of 5%.
- ~~10A~~ 10 dB Bandwidth
- ~~10B~~ Correlated Color Temperature

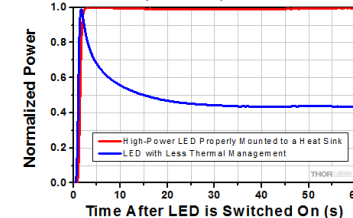
Relative Power

Deep UV LED Spectra Scaled to Min Power



LED Lifetime and Long-Term Power Stability

Optical Output Power




example, if a batch of 100 LEDs is rated for 150 mW of output power, 50 of these LEDs can be expected to produce an output power of ≤ 75 mW after the specified LED lifetime has elapsed.

[Click to Enlarge](#)

Optimizing Thermal Management


In order to achieve stable optical output power and maximize lifetime from your LED, the MCPCB must be properly mounted to a heat sink using thermally conductive paste in order to minimize the degradation of optical output power caused by increased LED junction temperature (see the graph to the right).

LED DRIVERS

Compatible Drivers	LEDD1B	DC2200 ^a	DC4100 ^{a,b,c}	DC4104 ^{a,b,c}
Click Photos to Enlarge				
LED Driver Current Output (Max)	1.2 A	LED1 Terminal: 10.0 A LED2 Terminal: 2.0 A ^d	1.0 A per Channel	1.0 A per Channel
LED Driver Forward Voltage (Max)	12 V	50 V	5 V	5 V
Modulation Frequency Using External Input (Max)	5 kHz	250 kHz ^{e,f}	100 kHz ^f (Simultaneous Across all Channels)	100 kHz ^f (Independently Controlled Channels)
External Control Interface(s)	Analog (BNC)	USB 2.0 and Analog (BNC)	USB 2.0 and Analog (BNC)	USB 2.0 and Analog (8-Pin)
Main Driver Features	Very Compact Footprint 60 mm x 73 mm x 104 mm (W x H x D)	Touchscreen Interface with Internal and External Options for Pulsed and Modulated LED Operation	4 Channels ^c	4 Channels ^c
EEPROM Compatible: Reads Out LED Data for LED Settings	-	✓	✓	✓
LCD Display	-	✓	✓	✓

- ^a Please note that the EEPROM readout feature that automatically adjusts the driver's current limit for our mounted LEDs is not compatible with our LEDs on MCPCB.
- ^b The DC4100 and DC4104 can power and control up to four LEDs simultaneously when used with the DC4100-HUB. The LEDs on this page all require the DC4100-HUB and the CAB-LEDD1 cable when used with the DC4100 or DC4104 drivers.
- ^c These LED drivers have a maximum forward voltage rating of 5 V and can provide a maximum current of 1000 mA. As a result, they cannot be used to drive LEDs which have forward voltage ratings greater than 5 V. LEDs with maximum current ratings higher than 1.0 A can be driven using this driver, but will not reach full power.
- ^d The MCPCB LEDs sold below are compatible with the LED2 Terminal via the CAB-LEDD1 (available separately below).
- ^e Small Signal Bandwidth: Modulation not exceeding 20% of full scale current. The driver accepts other waveforms, but the maximum frequency will be reduced.
- ^f Several of these LEDs produce light by stimulating emission from phosphor, which limits their modulation frequencies. The M565D2, M595D2, MPRP1D2, MWVHD1, MNVHD2, and MCVHD2 LEDs may not turn off completely when modulated above 10 kHz at duty cycles below 50%. The MBB1D1 LED may not turn off completely when modulated at frequencies above 1 kHz with a duty cycle of 50%. When the MBB1D1 is modulated at frequencies above 1 kHz, the duty cycle may be reduced; for example, 10 kHz modulation is attainable with a duty cycle of 5%.

RAY DATA

Ray data for Zemax is available for some of the bare LEDs incorporated into these high-powered light sources. This data is provided in a zipped folder that can be downloaded by clicking on the red document icons () next to the part numbers in the pricing tables below. Every zipped folder contains an information file and one or more ray files for use with Zemax:

- Information File:** This document contains a summary of the types of data files included in the zipped folder and some basic information about their use. It includes a table listing each document type and the corresponding filenames.
- Ray Files:** These are binary files containing ray data for use with Zemax.

For the LEDs marked with an superscript "a" in the table to the right, the following additional pieces of information are also included in the zipped folder:











Item #	Information File	Available Ray Files	File Size	Click to Download
M365D1	M365_info.pdf	100,000 Rays and 1 Million Rays	27.4 MB	
M385D1	M385_info.pdf	1 Million Rays and 5 Million Rays	148 MB	
M450D3 ^a	LD_CQAR_20150731_info.pdf	100,000 Rays, 500,000 Rays, and 5 Million Rays	123 MB	
M455D2 ^{a,b}	LD_CQ7P_290311_info.pdf	100,000 Rays, 500,000 Rays, and 5 Million Rays	125 MB	
M505D2 ^a	LV_CK7P_191212_info.pdf	100,000 Rays, 500,000 Rays, and 5 Million Rays	123 MB	
M850D2 ^a	SFH4715S_100413_info.pdf	100,000 Rays, 500,000 Rays, and 5 Million Rays	140 MB	
M940D2 ^a	SFH_4725S_110413_info.pdf	100,000 Rays, 500,000 Rays, and 5 Million Rays	140 MB	

- ^a A radiometric color spectrum, bare LED CAD file, and sample Zemax file are also available for these LEDs.
- ^b The ray data files for the M455D2 can be used for the M470D2 as well by manually resetting the source wavelength in Zemax. Wavelength-specific data and files, such as the radiometric color spectrum and sample Zemax files, only apply to the M455L3.
- The ray data files for the M617D2 can be used for the M590D2 and M625D2 as well by manually resetting the source wavelength in Zemax. Wavelength-specific data and files, such as the radiometric color spectrum and sample Zemax files, only apply to the M617D2.

- **Radiometric Color Spectrum:** This .spc file is also intended for use with Zemax.
- **CAD Files:** A file indicating the geometry of the bare LED. For the dimensions of the high-power mounted LEDs that include the package, please see the support drawings provided by Thorlabs.
- **Sample Zemax File:** A sample file containing the recommended settings and placement of the ray files and bare LED CAD model when used with Zemax.

The table to the right summarizes the ray files available for each LED and any other supporting documentation provided.

LED SELECTION GUIDE

Light Emitting Diode (LED) Selection Guide										
(Click Representative Photo to Enlarge; Not to Scale)										
Wavelength	Unmounted LEDs	Pigtailed LEDs	LEDs in SMT Packages	PCB-Mounted LEDs	Heatsink-Mounted LEDs	Collimated LEDs for Microscopy (Item # Prefix ^a)	Fiber-Coupled LEDs ^b	High-Power LEDs for Microscopy	4-Wavelength LED Source Options ^c	LED Arrays
Single Color LEDs										
245 nm	LED245W (0.07 mW)	-	-	-	-	-	-	-	-	-
250 nm	LED250J (1 mW Min)	-	-	-	-	-	-	-	-	-
255 nm	LED255J (1 mW Min)	-	-	-	-	-	-	-	-	-
260 nm	LED260W (0.3 mW) LED260J (1 mW Min)	-	-	-	-	-	-	-	-	-
265 nm	-	-	-	M265D2 (10 mW Min)	M265L3 (10 mW Min)	-	-	-	-	-
275 nm	LED275W (0.8 mW) LED275J (1 mW Min)	-	-	M275D2 (45 mW Min)	M275L4 (45 mW Min)	-	-	-	-	-
280 nm	LED280J (1 mW Min)	-	-	-	-	-	-	-	-	-
285 nm	LED285W (0.8 mW)	-	-	M285D3 (50 mW Min)	M285L5 (50 mW Min)	-	M285F4 (420 µW)	-	-	-
290 nm	LED290W (0.8 mW)	-	-	-	-	-	-	-	-	-
300 nm	LED300W (0.5 mW)	-	-	M300D3 (26 mW Min)	M300L4 (26 mW Min)	-	M300F2 (320 µW)	-	-	-
315 nm	LED315W (0.6 mW)	-	-	-	-	-	-	-	-	-
340 nm	LED341W (0.33 mW)	-	-	M340D3 (53 mW Min)	M340L4 (53 mW Min)	-	M340F3 (1.06 mW)	-	-	-
365 nm	-	-	-	M365D1 (190 mW Min) M365D2 (1150 mW Min)	M365L2 (190 mW Min) M365LP1 (11-50 mW Min)	M365L2 (60 mW) ^d M365LP1 (350 mW) ^d	M365F1 (4.1 mW) M365FP1 (15.5 mW)	SOLIS-365C (3.0 W) ^e	Available (85 mW)	LIU365A (31 mW)
375 nm	LED375L (1 mW) LED370E (2.5 mW)	-	-	M375D4 (1270 mW Min)	M375L4 (1270 mW Min)	-	M375F2 (4.23 mW)	-	-	-
385 nm	LED385L (5 mW)	-	-	M385D1 (270 mW Min) M385D2 (1650 mW Min)	M385L2 (270 mW Min) M385LP1 (1650 mW Min)	M385L2 (90 mW) ^d M385LP1 (520 mW) ^d	M385F1 (10.7 mW) M385FP1 (23.2 mW)	SOLIS-385C (5.8 W) ^e	Available (95 mW)	-
395 nm	LED395L (6 mW)	-	-	M395D3 (400 mW Min)	M395L4 (400 mW Min)	-	M395F3 (6.8 mW)	-	-	-
Wavelength	Unmounted LEDs	Pigtailed LEDs	LEDs in SMT Packages	PCB-Mounted LEDs	Heatsink-Mounted LEDs	Collimated LEDs for Microscopy (Item # Prefix ^a)	Fiber-Coupled LEDs ^b	High-Power LEDs for Microscopy	4-Wavelength LED Source Options ^c	LED Arrays
Single Color LEDs										
405 nm	LED405L (6 mW)	-	-	M405D2 (1500 mW Min)	M405L4 (1000 mW Min)	M405L3 (440 mW) ^d M405L4 (510 mW) ^f	M405F1 (3.7 mW)	SOLIS-405C (3.9 W) ^e	Available (290 mW)	-

	LED405E (10 mW)				M405LP1 (1200 mW Min)	M405LP1 (450 mW) ^d	M405FP1 (24.3 mW)			
415 nm	-	-	-	M415D2 (1640 mW Min)	M415L4 (1310 mW Min) M415LP1 (1640 mW Min)	-	M415F3 (21.3 mW)	SOLIS-415C (5.8 W) ^e	-	-
420 nm	-	-	-	-	-	-	-	-	Available (95 mW)	-
430 nm	LED430L (8 mW)	-	-	M430D2 (490 mW Min)	M430L4 (490 mW Min)	-	-	-	-	-
445 nm	-	-	-	-	-	-	-	SOLIS-445C (5.4 W) ^e	-	-
450 nm	LED450L (7 mW)	-	LED450 (250 mW)	M450D3 (1850 mW Min)	M450LP1 (1850 mW Min)	-	-	-	-	-
455 nm	-	-	-	M455D2 (900 mW Min) M455D3 (1150 mW Min)	M455L3 (900 mW Min) M455L4 (1150 mW Min)	M455L3 (360 mW) ^d M455L4 (490 mW) ^d	M455F1 (11.0 mW)	-	Available (310 mW)	-
465 nm	LED465E (20 mW)	-	-	-	-	-	-	-	-	-
470 nm	LED470L (170 mW)	EP470S04 (18 mW Min) EP470S10 (100 mW Min)	-	M470D2 (650 mW Min)	M470L3 (650 mW Min)	M470L3 (250 mW) ^d	M470F3 (17.2 mW)	SOLIS-470C (3.0 W) ^e	Available (250 mW)	LIU470A (253 mW)
490 nm	LED490L (3 mW)	-	-	M490D3 (205 mW Min)	M490L4 (205 mW Min)	-	M490F3 (2.3 mW)	-	Available (50 mW)	-
505 nm	LED505L (4 mW)	-	-	M505D2 (400 mW Min) M505D3 (400 mW Min)	M505L3 (400 mW Min) M505L4 (400 mW Min)	M505L3 (150 mW) ^d M505L4 (170 mW) ^d	M505F3 (11.7 mW)	SOLIS-505C (1.0 W) ^e	Available (170 mW)	-
525 nm	LED525E (2.6 mW Max) LED525L (4 mW) LED528EHP (7 mW)	-	-	-	-	-	-	SOLIS-525C (2.4 W) ^e	-	LIU525A (111 mW)
530 nm	-	-	-	M530D2 (350 mW Min) M530D3 (370 mW Min)	M530L3 (350 mW Min) M530L4 (370 mW Min)	M530L3 (130 mW) ^d M530L4 (160 mW) ^d	M530F2 (6.8 mW)	-	Available (100 mW)	-
554 nm	-	-	-	MINTD3 (650 mW Min)	MINTL5 (650 mW Min)	-	MINTF4 (21 mW Min)	-	-	-
555 nm	LED555L (1 mW)	-	-	-	-	-	-	-	-	-
565 nm	-	-	-	M565D2 (880 mW Min)	M565L3 (880 mW Min)	-	M565F3 (13.5 mW)	-	Available (106 mW)	-
570 nm	LED570L (0.35 mW)	-	-	-	-	-	-	-	-	-
590 nm	LED590L (2 mW) LED591E (2 mW)	EP590S04 (3.5 mW Min) EP590S10 (18 mW Min)	-	M590D2 (160 mW Min) M590D3 (230 mW Min)	M590L3 (160 mW Min) M590L4 (230 mW Min)	M590L3 (60 mW) ^d M590L4 (100 mW) ^d	M590F2 (2.73 mW) M590F3 (4.6 mW)	SOLIS-590C (350 mW) ^e	Available (65 mW)	LIU590A (109 mW)
595 nm	-	-	-	M595D2 (445 mW Min)	M595L3 (445 mW Min)	-	M595F2 (8.7 mW)	SOLIS-595C (700 mW) ^e	-	-
Wavelength	Unmounted LEDs	Pigtailed LEDs	LEDs in SMT Packages	PCB-Mounted LEDs	Heatsink-Mounted LEDs	Collimated LEDs for Microscopy (Item # Prefix ^a)	Fiber-Coupled LEDs ^b	High-Power LEDs for Microscopy	4-Wavelength LED Source Options ^c	LED Arrays
Single Color LEDs										
600 nm	LED600L (3 mW)	-	-	-	-	-	-	-	-	-
610 nm	LED610L (8 mW)	-	-	-	-	-	-	-	-	-
617 nm	-	-	-	M617D2 (600 mW Min) M617D3 (660 mW Min)	M617L3 (600 mW Min) M617L4 (660 mW Min)	M617L3 (230 mW) ^d M617L4 (280 mW) ^d	M617F2 (10.2 mW)	-	Available (210 mW)	-
623 nm	-	-	-	-	-	-	-	SOLIS-623C (3.8 W) ^e	-	-
						M625L3				

625 nm	LED625L (12 mW)	-	-	M625D2 (700 mW Min)	M625L4 (700 mW Min)	(270 mW) ^d M625L4 (490 mW) ^d	M625F1 (13.2 mW)	-	Available (240 mW)	-
630 nm	LED630L (16 mW)	-	-	-	-	-	-	-	-	LIU630A (208 mW)
635 nm	LED631E (4 mW)	-	-	-	-	-	-	-	-	-
	LED635L (170 mW)	-	-	-	-	-	-	-	-	-
639 nm	LED630E (7.2 mW)	-	-	-	-	-	-	-	-	-
645 nm	LED645L (16 mW)	-	-	-	-	-	-	-	-	-
660 nm	LED660L (13 mW)	-	-	M660D2 (940 mW Min)	M660L4 (940 mW Min)	M660L4 (400 mW) ^d	M660F1 (14.5 mW)	SOLIS-660C (2.0 W) ^e	Available (210 mW)	-
670 nm	LED670L (12 mW)	-	-	-	-	-	-	-	-	-
680 nm	LED680L (8 mW)	-	-	M680D2 (180 mW Min)	M680L4 (180 mW Min)	-	M680F3 (2.7 mW)	-	-	-
700 nm	-	EP700S04 (5 mW Min)	-	M700D2 (80 mW Min)	M700L4 (80 mW Min)	-	M700F3 (1.7 mW)	-	-	-
		EP700S10 (30 mW Min)								
730 nm	-	-	-	-	M730L5 (540 mW Min)	M730L4 (165 mW) ^d	-	-	-	-
740 nm	-	-	-	-	-	-	M740F2 (6.0 mW)	SOLIS-740C (2.0 W) ^e	-	-
750 nm	LED750L (18 mW)	-	-	-	-	-	-	-	-	-
760 nm	LED760L (24 mW)	-	-	-	-	-	-	-	-	-
770 nm	LED770L (22 mW)	-	-	-	-	-	-	-	-	-
780 nm	LED780E (18 mW)	-	-	M780D2 (200 mW Min)	M780L3 (200 mW Min)	M780L3 (130 mW) ^d	M780F2(7.5 mW)	-	-	LIU780A (315 mW)
	LED780L (22 mW)			M780D3 (800 mW Min)	M780LP1 (800 mW Min)					
800 nm	LED800L (20 mW)	-	-	-	-	-	-	-	-	-
810 nm	LED810L (22 mW)	EP810S04 (16 mW)	-	M810D2 (325 mW Min)	M810L3 (325 mW Min)	M810L3 (210 mW) ^d	M810F2 (6.5 mW)	-	-	-
		EP810S10 (90 mW)								
830 nm	LED830L (22 mW)	-	-	-	-	-	-	-	-	-
840 nm	LED840L (22 mW)	-	-	-	-	-	-	-	-	-
850 nm	LED851W (8 mW)	-	-	M850D2 (900 mW Min)	M850L3 (900 mW Min)	M850L3 (330 mW) ^d	M850F2 (13.4 mW)	SOLIS-850C (2.7 W) ^e	-	LIU850A (322 mW)
	LED851L (13 mW)			M850D3 (1400 mW)	M850LP1 (1400 mW Min)					
870 nm	LED870E (22 mW)	-	-	-	-	-	-	-	-	-
	LED870L (24 mW)									
880 nm	-	-	-	M880D2 (300 mW Min)	M880L3 (300 mW Min)	-	M880F2 (3.4 mW)	-	-	-
890 nm	LED890L (12 mW)	-	-	-	-	-	-	-	-	-
910 nm	LED910L (10 mW)	-	-	-	-	-	-	-	-	-
	LED910E (12 mW)									
930 nm	LED930L (15 mW)	-	-	-	-	-	-	-	-	-
940 nm	LED940E (18 mW)	-	-	M940D2 (800 mW Min)	M940L3 (800 mW Min)	M940L3 (320 mW) ^d	M940F1 (6.5 mW)	SOLIS-940C (2.5 W) ^e	-	-
						-	M940F3 (14.2 mW)			
970 nm	LED970L (5 mW)	-	-	M970D3 (600 mW Min)	M970L4 (600 mW Min)	-	M970F3 (8.1 mW)	-	-	-
Wavelength	Unmounted LEDs	Pigtailed LEDs	LEDs in SMT Packages	PCB-Mounted LEDs	Heatsink-Mounted LEDs	Collimated LEDs for Microscopy (Item # Prefix ^a)	Fiber-Coupled LEDs ^b	High-Power LEDs for Microscopy	4-Wavelength LED Source Options ^c	LED Arrays

	mW)									
467.5 nm, 525 nm, and 627.5 nm	LEDRGBE (5.8 mW, 6.2 mW, and 3.1 mW)	-	-	-	-	-	-	-	-	-
430 - 660 nm (White)	LEDWE-15 (13 mW)	-	-	-	-	-	-	-	-	-
	LEDW7E (15.0 mW)									
	LEDW25E (15.0 mW)									
470 - 850 nm (Broadband)	-	-	-	MBB1D1 (70 mW Min)	MBB1L3 (70 mW Min)	-	MBB1F1 (1.2 mW)	-	-	-
6500 K (Cold White)	-	-	-	MCWHD2 (800 mW Min)	MCWHL5 (800 mW Min)	MCWHL5 (320 mW) ^d	-	SOLIS-1C (3.3 W) ^e	-	-
				MCWHD3 (2350 mW Min)	MCWHLP1 (2350 mW Min)					
6200 K (Cold White)	-	-	-	-	-	-	MCWHF2 (21.5 mW)	-	-	-
5000 K (Cold White)	-	-	LED5W50 (110 mW)	-	-	-	-	-	-	-
4600 - 9000 K (Cold White)	-	-	-	-	-	-	-	-	-	LIUCWHA (250 mW)
4000 K (Warm White)	-	-	LED5W40 (115 mW)	-	-	-	MWWHF2 (16.3 mW)	-	-	-
3000 K (Warm White)	-	-	LED5W30 (100 mW)	MWWHD3 (2000 mW Min)	MWWHL4 (570 mW Min)	-	-	SOLIS-2C (3.2 W) ^e	-	-
					MWWHLP1 (2000 mW Min)					
5700 K (Day Light White)	-	-	-	-	-	-	-	SOLIS-3C (3.5 W)	-	-

- a. These Collimated LEDs are compatible with the standard and epi-illumination ports on the following microscopes: Olympus BX/IX (Item # Suffix: -C1), Leica DMI (Item # Suffix: -C2), Zeiss Axioskop (Item # Suffix: -C4), and Nikon Eclipse (Bayonet Mount, Item # Suffix: -C5).
- b. Typical power when used with MM Fiber with Ø400 µm core, 0.39 NA.
- c. Our LED4D 4-Wavelength LED Source is available with select combinations of the LEDs at these wavelengths.
- d. Typical power for LEDs with the Leica DMI collimation package (Item # Suffix: -C2).
- e. Minimum power for the collimated output of these LEDs. The collimation lens is installed with each LED.
- f. Typical power for LEDs with the Olympus BX and IX collimation package (Item # Suffix: -C1).
- g. Percentage of LED intensity that emits in the blue portion of the spectrum, from 400 nm to 525 nm.

LEDs on Metal-Core Printed Circuit Boards

Part Number	Description	Price	Availability
M265D2	265 nm, 10 mW (Min) LED on Metal-Core PCB, 350 mA	\$1,192.43	Today
M275D2	NEW! 275 nm, 45 mW (Min) LED on Metal-Core PCB, 700 mA	\$231.75	Today
M285D3	285 nm, 50 mW (Min) LED on Metal-Core PCB, 500 mA	\$818.85	Today
M300D3	300 nm, 26 mW (Min) LED on Metal-Core PCB, 350 mA	\$355.10	Today
M340D3	340 nm, 53 mW (Min) LED on Metal-Core PCB, 700 mA	\$196.46	Today
M365D1	365 nm, 190 mW (Min) LED on Metal-Core PCB, 700 mA	\$159.69	Today
M365D2	365 nm, 1150 mW (Min) LED on Metal-Core PCB, 1700 mA	\$196.46	Today
M375D4	375 nm, 1270 mW (Min) LED on Metal-Core PCB, 1400 mA	\$56.65	Today
M385D1	385 nm, 270 mW (Min) LED on Metal-Core PCB, 700 mA	\$159.69	Today
M385D2	385 nm, 1650 mW (Min) LED on Metal-Core PCB, 1700 mA	\$196.46	Today
M395D3	395 nm, 400 mW (Min) LED on Metal-Core PCB, 500 mA	\$132.38	Today
M405D2	405 nm, 1500 mW (Min) LED on Metal-Core PCB, 1400 mA	\$196.46	Today
M415D2	415 nm, 1640 mW (Min) LED on Metal-Core PCB, 2000 mA	\$72.10	Today
M430D2	430 nm, 490 mW (Min) LED on Metal-Core PCB, 500 mA	\$56.65	Today
M450D3	450 nm, 1850 mW (Min) LED on Metal-Core PCB, 2000 mA	\$67.76	Today
M455D2	455 nm, 900 mW (Min) LED on Metal-Core PCB, 1000 mA	\$56.00	Today
M455D3	NEW! 455 nm, 1150 mW (Min) LED on Metal-Core PCB, 1000 mA	\$71.97	Today
M470D2	470 nm, 650 mW (Min) LED on Metal-Core PCB, 1000 mA	\$71.97	Today
M490D3	490 nm, 205 mW (Min) LED on Metal-Core PCB, 350 mA	\$75.12	Today
M505D2	505 nm, 400 mW (Min) LED on Metal-Core PCB, 1000 mA	\$56.00	Today
M505D3	NEW! 505 nm, 400 mW (Min) LED on Metal-Core PCB, 1000 mA	\$71.97	Today
M530D2	530 nm, 350 mW (Min) LED on Metal-Core PCB, 1000 mA	\$56.00	Today
M530D3	NEW! 530 nm, 370 mW (Min) LED on Metal-Core PCB, 1000 mA	\$71.97	Today
MINTD3	NEW! 554 nm, 650 mW (Min) on Metal-Core PCB, 1225 mA	\$120.00	Today
M565D2	565 nm, 880 mW (Min) LED on Metal-Core PCB, 1000 mA	\$60.93	5-8 Days
M590D2	590 nm, 160 mW (Min) LED on Metal-Core PCB, 1000 mA	\$43.00	Today
M590D3	NEW! 590 nm, 230 mW (Min) on Metal-Core PCB, 1000 mA	\$66.00	Today

M595D2	595 nm, 445 mW (Min) LED on Metal-Core PCB, 700 mA	\$60.93	Today
M617D2	617 nm, 600 mW (Min) LED on Metal-Core PCB, 1000 mA	\$43.00	Today
M617D3	NEW! 617 nm, 660 mW (Min) LED on Metal-Core PCB, 1000 mA	\$70.00	Today
M625D2	625 nm, 700 mW (Min) LED on Metal-Core PCB, 1000 mA	\$55.42	Lead Time
M660D2	660 nm, 940 mW (Min) LED on Metal-Core PCB, 1200 mA	\$67.76	Today
M680D2	Customer Inspired! 680 nm, 180 mW (Min) LED on Metal-Core PCB, 600 mA	\$80.37	Today
M700D2	700 nm, 80 mW (Min) LED on Metal-Core PCB, 500 mA	\$80.37	Today
M730D2	730 nm, 515 mW (Min) LED on Metal-Core PCB, 1000 mA	\$55.68	Lead Time
M780D2	780 nm, 200 mW (Min) LED on Metal-Core PCB, 800 mA	\$60.93	Today
M780D3	780 nm, 800 mW (Min) LED on Metal-Core PCB, 800 mA	\$109.26	Today
M810D2	810 nm, 325 mW (Min) LED on Metal-Core PCB, 500 mA	\$65.66	Today
M850D2	850 nm, 900 mW (Min) LED on Metal-Core PCB, 1200 mA	\$60.93	Today
M850D3	850 nm, 1400 mW (Min) LED on Metal-Core PCB, 1500 mA	\$118.72	Today
M880D2	880 nm, 300 mW (Min) LED on Metal-Core PCB, 1000 mA	\$60.93	Today
M940D2	940 nm, 800 mW (Min) LED on Metal-Core PCB, 1000 mA	\$60.93	Today
M970D3	970 nm, 600 mW (Min) LED on Metal-Core PCB, 1000 mA	\$77.25	Today
M1050D1	1050 nm, 50 mW (Min) LED on Metal-Core PCB, 700 mA	\$71.97	Today
M1050D3	1050 nm, 160 mW (Min) LED on Metal-Core PCB, 600 mA	\$172.01	Today
M1200D2	Customer Inspired! 1200 nm, 30 mW (Min) LED on Metal-Core PCB, 700 mA	\$132.38	Today
M1300D2	Customer Inspired! 1300 nm, 25 mW (Min) LED on Metal-Core PCB, 500 mA	\$132.38	Today
M1450D2	1450 nm, 31 mW (Min) LED on Metal-Core PCB, 700 mA	\$132.38	Today
M1550D2	Customer Inspired! 1550 nm, 31 mW (Min) LED on Metal-Core PCB, 1000 mA	\$132.38	Today
M1650D2	1650 nm, 13 mW (Min) LED on Metal-Core PCB, 600 mA	\$185.40	Today
MPRP1D2	455 nm (12.5%) / 640 nm, 275 mW (Min) LED on Metal-Core PCB, 300 mA	\$42.23	Today
MBB1D1	Broadband (470 - 850 nm), 70 mW (Min) LED on Metal-Core PCB, 500 mA	\$392.92	Today
MWWHD3	3000 K, 2000 mW (Min) LED on Metal-Core PCB, 700 mA	\$80.37	Today
MNWHHD2	4900 K, 740 mW (Min) LED on Metal-Core PCB, 1225 mA	\$46.35	Today
MCWHD2	6500 K, 800 mW (Min) LED on Metal-Core PCB, 1000 mA	\$55.42	Today
MCWHD3	6500 K, 2350 mW (Min) LED on Metal-Core PCB, 700 mA	\$80.37	Lead Time

LED Connection Cable


- ▶ 4-Pin M8 Connector on One Side
- ▶ 4 Bare Wires on Other Side
- ▶ 2 m Long, 24 AWG Wires

The 4-Pin M8 connection cable can be used to connect the LEDs on metal-core PCBs to the following Thorlabs LED drivers: LEDD1B, DC2100, DC4100, and DC4104 (the latter two require the DC4100-HUB).

Pin Connections

The diagram above shows the male connector for use with the above Thorlabs LED drivers. The connector is a standard M8x1 sensor circular connector. Pins 1 and 2 are the connection to the LED. Please note that the bare PCB board LEDs shown on this page do not include an EEPROM like our mounted LEDs; hence pins 3 and 4 should not be connected. Also, note that the pin connection diagram shown here may not be valid for third-party LED drivers.

For customers using their own power supplies, we also offer a female 4-pin M8 connector cable (Item # CON8ML-4).

 Male M8x1 Connector	Pin	Description	Wire Color
	1	LED Anode	Brown
	2	LED Cathode	White
	3	EEPROM GND	Black
	4	EEPROM IO	Blue

Part Number	Description	Price	Availability
CAB-LEDD1	LED Connection Cable, 2 m, M8 Connector, 4 Wires	\$16.71	Today