



FINAL INSPECTION REPORT

Description: 2-Channel Wavelength Combiner

Item #: W980S330F1B

SN: T005329

Wavelengths:

Channel 1: 980 nm

Channel 2: 1310 nm

Bandwidth: ± 15 nm

Max Power Level: 300 mW

Fiber Type: HI1060 FLEX

Combiner Test Data at Target Wavelength ^a		
	Channel 1	Channel 2
Color	Infrared	Infrared
Design Wavelength	980 nm	1310 nm
Transmission ^b	97.50%	98.40%
Insertion Loss ^c	0.11 dB	0.07 dB
Isolation ^d	18.10 dB	26.30 dB

Combiner Test Data over Bandwidth ^{a,e}		
	Channel 1	Channel 2
Bandwidth	965-995 nm	1295-1325 nm
Insertion Loss ^{c,e}	0.16 dB	0.07 dB
Isolation ^{d,e}	16.2 dB	21.9 dB

a. All values are measured at room temperature without connectors.

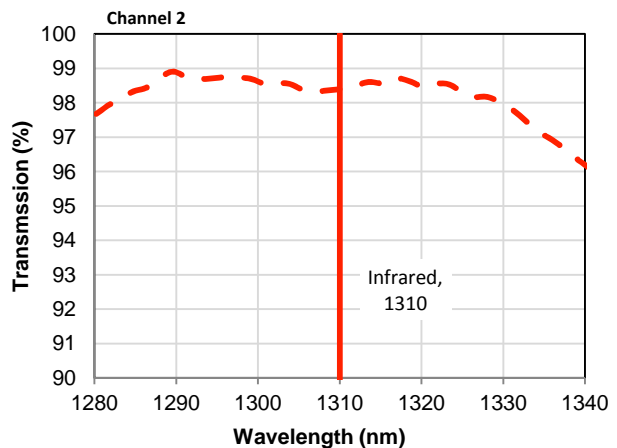
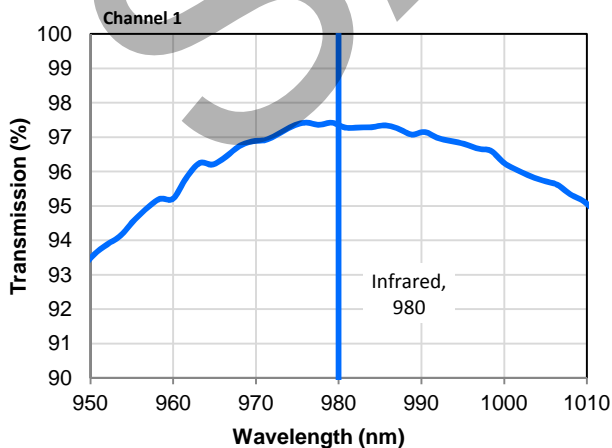
b. Calculated from measurement insertion loss data below.

c. Insertion loss is the ratio of the input power to the output power for each leg of the wavelength combiner.

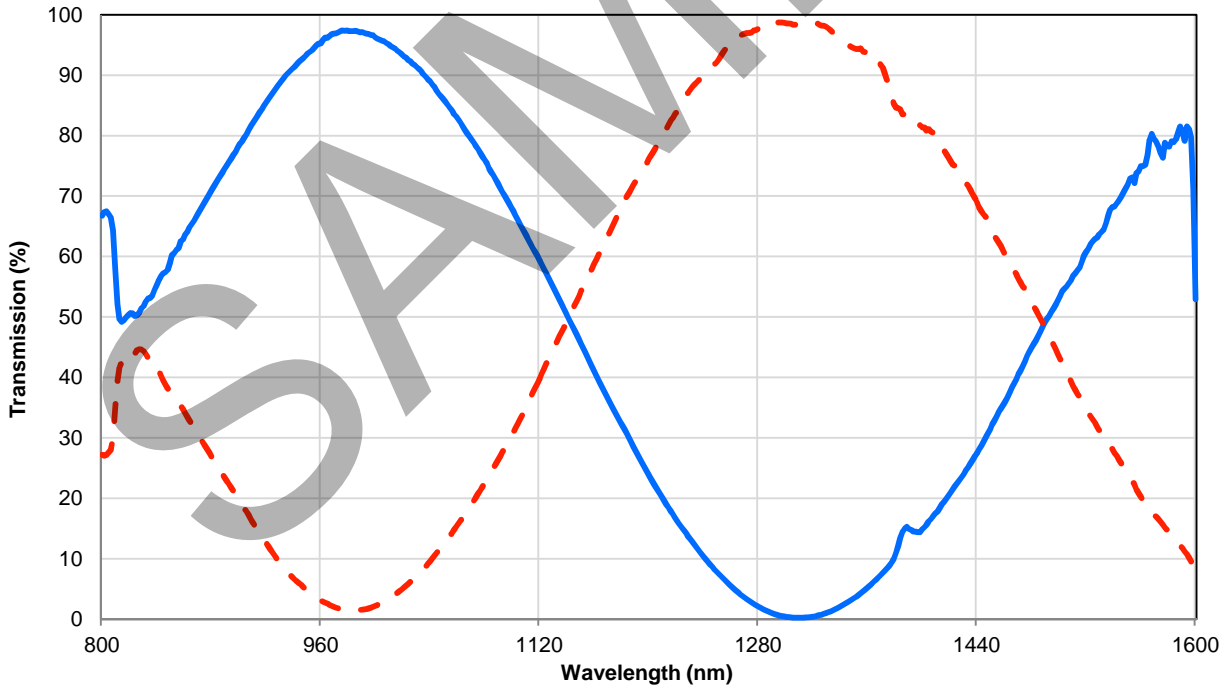
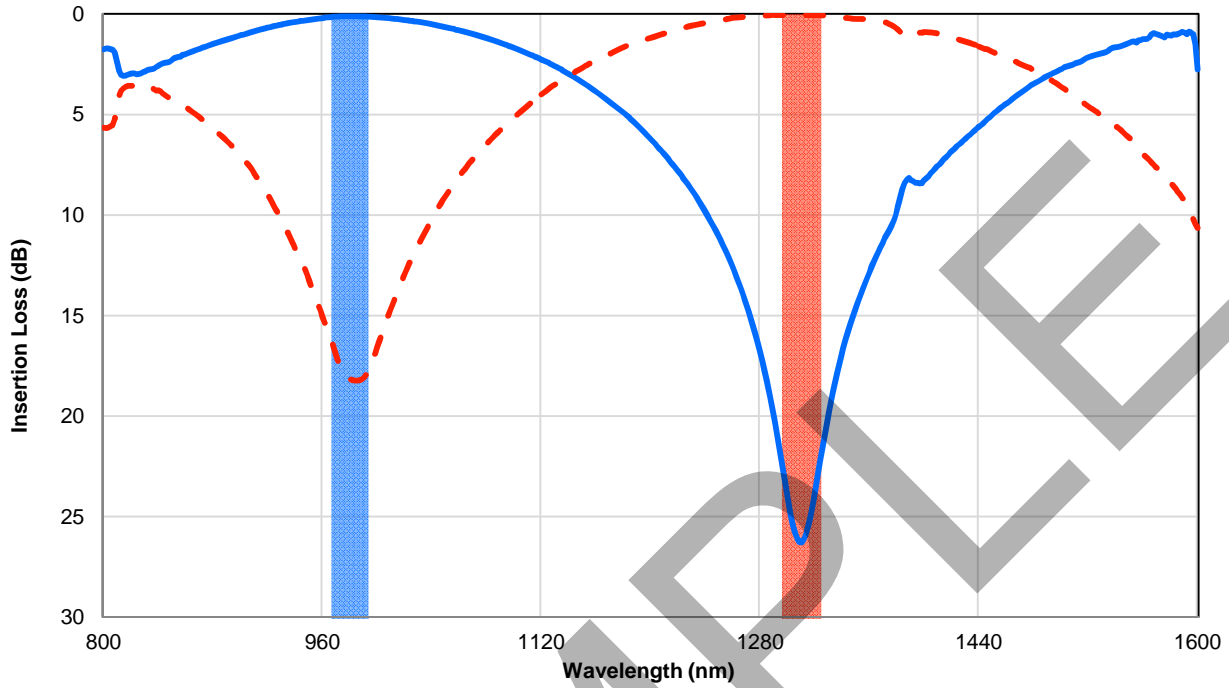
d. Isolation represents the minimum crosstalk between channels over the bandwidth.

e. Data shows worst case measurement over bandwidth.

Channel Test Data



Test Data



This wavelength combiner operation is only guaranteed around each channel's bandwidth as defined by the colored regions above, Thorlabs displays a wider wavelength range to provide insight into how this particular device would perform if used outside its guaranteed operating range. The out-of-band performance can vary from device to device.

Verified by: _____